

pyramid

2011 products catalogue

416-546-PECS (7327)

www.pecs-canada.com



Featuring products for PECS & The Pyramid Approach To Education

*The source for products designed to enhance the lives of children
and adults with autism and related developmental disabilities*

Pyramid Educational Consultants of Canada, Inc.

Pyramid Educational Consultants, Inc. was established in 1992 by Andrew Bondy, Ph.D., and Lori Frost, MS, CCC/SLP. They, and the entire staff of Pyramid, offer consultative services in home settings as well as public and private schools that combine the broad spectrum of applied behaviour analysis and a unique approach to functional communication. Pyramid is well known for providing highly successful training programs and staff development within 8 countries, including Canada.

Pyramid Educational Consultants of Canada, Inc. offers a wide range of services provided by a number of talented professionals who are highly trained in the fields of psychology, applied behaviour analysis, special education, and speech/language pathology. Pyramid is the source for:

- The Picture Exchange Communication System (PECS) – the dynamic alternative/augmentative system that focuses on initiation of communication rather than teacher controlled responses.
- The Pyramid Approach to Education – a step-by-step approach to developing environments that blend motivational systems with functional activities and creative communication strategies.
- Staff development, program design and family training.
- Picture Exchange Communication System (PECS) Products – products that enable students to continue communication through-out their lives.



About PECS

PECS is an approach that develops early communication skills using pictures.

PECS begins with teaching a student to exchange a picture of a desired item with a "listener", who immediately honours the request. The training protocol is based on B.F. Skinner's book, *Verbal Behavior*, with functional verbal operants systematically taught using prompting and reinforcement strategies leading to independent communication. Verbal prompts are not used, thus building immediate initiation and avoiding prompt dependency.

PECS is useful for students of all ages, with a wide range of learning difficulties.

PECS has been successful with children and adults with a wide array of communicative, cognitive and physical difficulties, including CHARGE Syndrome, Angelman's Syndrome, Autism, Down Syndrome, Cornelia DeLange Syndrome, Rett's Syndrome and individuals with hearing impairments.

PECS teaches students to initiate, as spontaneous communication is the goal.

With PECS, students are taught to exchange pictures for things they want in their environment. From here they learn to discriminate between a variety of pictures and then to construct increasingly complex sentences. With this "exchange" format, skills that are critical to communication, such as approaching another person, interacting with that person, and doing this spontaneously, are incorporated from the start.


PECS and speech development.

Bondy and Frost stress that the aim of PECS is to give the learner a functional communication system. However, an exciting finding has been the number of children who develop speech after more than one year on the program. The findings from the Delaware Autistic Program provide grounds for optimism, with 76% of all children placed on PECS acquiring speech as either their sole communication system or augmented by a picture-based system. PECS is also used successfully by many students who have developed speech, but who are not using it communicatively.

The foundation for the system is ***The PECS Training Manual, 2nd Edition***, written by Lori Frost, MS, CCC/SLP and Andrew Bondy, Ph.D.

The manual provides all of the necessary information to implement PECS effectively. It guides readers through the six phases of training and provides examples, helpful hints and templates for data and progress reporting.

Order ***The PECS Training Manual, 2nd Edition*** in our products section (page 7)



About the Pyramid Approach to Education

The Pyramid Approach to Education is a unique teaching method that establishes effective learning environments for children and adults with autism or related developmental disabilities and severe learning impairments. Created by Dr. Andrew Bondy, this system offers sound principles for those who teach, whether in a classroom or at home.

- The Pyramid Approach is based on two different types of learning elements: structural and instructional.
- Through the use of applied behaviour analysis, this method provides the foundation for a positive environment for growth.
- Structural elements focus on functional activities and communication, powerful reinforcers, and behaviour intervention plans.
- These elements form the base of the Pyramid Approach, creating the necessary positive setting that will foster learning.
- Instructional elements include lesson formats, prompt strategies, error correction strategies (uniquely developed and suited to specific prompting strategies), and generalization.
- All elements involve data-based decision making.
- When all of the elements of the educational pyramid are combined, the Pyramid Approach to Education results in success in a broad array of settings.

Dr. Bondy developed the Pyramid Approach to Education after years of working with children and adults with autism and related developmental disabilities. This systematic program allows educators to individualize each child's learning environment to reach maximum benefits. It is one of the few approaches that encourage creativity and innovation on the teacher's part, and utilizes a broad spectrum of behaviour analysis principles. The Pyramid offers a unique blend of applied behaviour analysis and an emphasis upon the development of functional communication skills, regardless of communication modality. *The Pyramid Approach to Education emphasizes how to teach, rather than simply what to teach.*

The Pyramid Approach to Education in Autism written by Andy Bondy, Ph.D. and Beth Sulzer-Azaroff, Ph.D. This manual provides clear and detailed guidelines on implementing the Pyramid Approach, as well as examples, helpful hints and a number of other essential tools for success

Order ***The Pyramid Approach to Education in Autism*** in our products section (page 6)



On-Site Training & Consultation Services



Pyramid offers a variety of training and consultation services, including trainings which can be hosted on-site at your organization. This can save money in attendance fees and staff travel expenses, as well as provide you with the opportunity to motivate and train a large group in one session.

For more information about training, including a listing of scheduled workshops in your area, please visit our website at www.pecs-canada.com or turn to page 24.

In house training can be combined with on-site consultation to provide staff with support and advice on integrating PECS and the Pyramid into the curriculum, developing more advanced skills, data collection procedures and analysis, and mastering effective teaching techniques.

- *PECS Start-Up*

- *PECS Check-Up*

- *PECS Telephone Consultation*

- *PECS Distance Supervision*

- *Pyramid Approach Classroom Consultation*

If you would like to receive more information on bringing training or consultation to your location, please contact us at **416-546-7327** or email Amy Umpleby at aumpleby@pecs.com. We would be happy to answer any questions you might have!

Four Ways to Order Products!

- 1 **Website:** www.pecs-canada.com
- 2 **Telephone:** 416-546-PECS (7327)
- 3 **Fax*:** 416-546-PEC1 (7321)
- 4 **Mail*:** Pyramid Educational Consultants of Canada, Inc.

P.O. Box 74515, 270 The Kingsway
Etobicoke, ON M9A 3T0

*using order form on page 23

Prices are effective January 2011 through December 2011.


An Introduction to PECS DVD

This 26-minute DVD provides an overview of the benefits of using PECS. It portrays examples of each training phase within PECS in school, home, and community settings with a variety of communicative partners. The award-winning DVD is an introduction to PECS and is not a training DVD. Please refer to the *PECS Training Manual* on page 7 for a more extensive training resource. For information on comprehensive training, call Pyramid Educational Consultants of Canada, Inc. at 416-546-PECS (7327) or visit www.pecs-canada.com.



An Introduction to PECS DVD **DVD \$69**

The Pyramid Approach to Education In Autism



The Pyramid Approach to Education in Autism

by Andy Bondy, Ph.D. and Beth Sulzer-Azaroff, Ph.D., 2002, 236 pages.

The Pyramid Approach to Education in Autism presents Bondy's integrative approach to teaching people across the autism spectrum, and within any learning environment. The authors combine their acumen and experience in this edition to further clarify and refine for readers a wide array of strategies necessary to create effective lessons. This book is designed to guide teachers, other professionals, and parents toward asking the right questions and designing constructive answers as they develop powerful home, school and community-based educational programs. The Pyramid Approach allows readers previously frustrated by marginal student learning how to find answers to many of their questions. It straightforwardly

recommends how and where to begin to teach and methods for following through for greater success and instructional satisfaction.

The Pyramid Approach to Education in Autism **PAE \$45**


PECS Training Manual

The Picture Exchange Communication System Training Manual, 2nd Edition

by Lori Frost, M.S., CCC/SLP and Andy Bondy, Ph.D., 2002, 396 pages

The 2nd edition of this very popular Training Manual provides comprehensive instruction in implementing the Picture Exchange Communication System. Developed by Lori Frost and Andy Bondy, the goal of PECS is to provide children and adults with an effective and functional method of communication. The Training Manual begins with a description of the Pyramid Approach to Education, which is the foundation for creating all PECS lessons. A detailed chapter on functional communication follows. Each of the 6 training phases is described according to rationale, training steps, frequently asked questions, helpful hints and sample data sheets. Extensive indices provide reproducible evaluation forms, data sheets, reinforcer worksheets, and communication programming worksheets.

Now includes PECS Data Forms CD.



The PECS Training Manual: **PTM \$75**

(Available in both English and French)



PECS Data Forms CD

This CD contains all of the data forms, checklists, and worksheets in the PECS Training Manual, plus dozens more in Word® or PDF format!

PECS Data Forms CD: **PECSCD \$20**


Study Questions *(While supplies last!)*

Study Questions, Laboratory, and Field Activities

by Beth Sulzer-Azaroff, Ph.D., Richard K. Fleming, Ph.D. and Sonia Mashikian, M.A., 2003, 144 pages.

Study Questions, Laboratory and Field Activities to Accompany the Pyramid Approach to Education in Autism provides a wide array of “study questions” keyed to every key concept in the Pyramid volume. Newcomers to the approach will learn to perform the skills proficiently by participating in carefully designed and tested simulations under “laboratory” conditions, under guidance, within actual field settings. Read; study; learn; practice; succeed.

Study Questions, Laboratory





Empower! Book and CD

EMPOWER! Book and CD by Beth A. Soeder, M.A., SLP-CCC and Catharine M. Critz, Ph.D., CPNP, 2003, 166 pages.

EMPOWER! is the book every education professional needs to work effectively with children on the autism spectrum or with limited communication skills in the classroom environment. It provides the tools to quickly and efficiently transform the classroom into a total communication environment. The book and CD contain pre-made classroom labels, picture boards, schedule boards, picture symbol placemats, circle time enhancements, lesson theme boards and carry over lessons for use at home with parents. The need for

additional "prep work" has been completely removed as this

effective resource contains simple directions and modifications for all learner levels, along with resources in PDF format for ease of printing!




Empower! Book and CD **EMP \$54**

A Picture's Worth

A Picture's Worth: PECS and Other Visual Communication Strategies in Autism

by Andy Bondy, Ph.D., and Lori Frost, M.S., CCC/SLP, 2002, 150 pages, 25 photos.

Written by our very own Andy Bondy and Lori Frost, this book examines the value of nonverbal communication strategies for children with autism, and describes the Picture Exchange Communication System (PECS). After a thorough review of verbal communication development, *A Picture's Worth* explains how autism affects the acquisition and progression of those skills. Without the ability to express themselves, children with autism experience a high level of frustration, which is the root cause of many undesirable behaviours. The book explores the relationship between behaviour and communication, teaching parents how to recognize patterns in their own child's behaviour and when to begin a visual communication program such as PECS. Bondy and Frost describe the six phases of training in PECS and provide many real-life case studies, along with a complete series of lessons, from beginner to more advanced PECS techniques.



A Picture's Worth: PECS and Other Visual Communication Strategies in Autism **APW \$27**


Lesson Plans

Lesson Plans for Young Children

by Andy Bondy, Ph.D., Kate Dickey, Diane Black, M.Ed., and Sarah Buswell, 2002, 127 pages.

This manual is the perfect resource for any individual who instructs young children. It contains 100 ready-to-use lesson plans to teach students skills in the following life areas: school-based, communication, self-help, social, domestic, recreation/leisure, and community based skills. This manual also assists teachers in writing additional lesson plans within the Pyramid Approach to Education framework by providing detailed explanations and examples. Each lesson was developed by teachers and specialists.

Lesson Plans for Young Children **LPY \$35**




Autism 24/7

Autism 24/7

by Andy Bondy, Ph.D. and Lori Frost, M.S., CCC/SLP, 2008, 169 pages.

If your son or daughter is over-stimulated by noisy places or has trouble communicating or interacting with people, then everyday activities like going to the playground or helping out with household chores may seem outside your child's repertoire. Authors Bondy and Frost, the founders of the award-winning Pyramid Approach to educating children with autism, show how it is possible to keep family life running smoothly and teach a child with autism to participate in important and routine family activities at home and in the neighborhood. Their teaching strategies can be used during the course of everyday life without making too many adjustments or converting your home into a school. In a reassuring, easy-to-read style, *Autism 24/7* encourages parents to pinpoint times when their child's behaviour or lack of skill seems to interfere with family functioning. This step helps identify what to teach your child and which goals to set.



Autism 24/7
A247 \$31

PECS Communication Books

These picture-ready PECS Communication Books, extra pages, and Sentence Strips are made of thick, durable polyvinyl. Hook Velcro® strips are included for self assembly so you can customize your books. Custom books with loop velcro® available upon request - please call.

Communication Book colours:



The Large PECS Communication Book is a 25cm x 23cm 3-ring binder and is great as a first book for new PECS users. Large book includes two large Insert Pages and one large Sentence Strip. Features spine-attached rings. Simply attach one of our Book Straps (available for \$10) and the book becomes portable. (Pictures not included.)

▶ Large PECS Communication Book (25cm x 23cm): **LCB \$45**

The Small PECS Communication Book is 19cm x 15cm and perfect for students who use 2.5cm x 2.5cm pictures to communicate or who have a smaller vocabulary of large pictures. Features spine-attached rings. Comes with two Small Insert Pages, hook Velcro® strips and a Small Sentence Strip™. Simply attach one of our Book Straps, and the book becomes portable! Custom books with loop Velcro® strips are available upon request. (Pictures not included.)



Small PECS Communication Book (19cm x 15cm): **SCB \$39** ▶



The Mini PECS Communication Book is 10cm x 13cm and is perfect for carrying in a pocket book, waist pack or your back pocket. Each book fastens closed securely and comes with three mini Insert Pages, a mini Sentence Strip and hook Velcroins®. (Pictures not included.)

▶ Mini PECS Communication Book (10cm x 13cm): **MCB \$35**

Extra Insert Page:

Large (22cm x 16.5cm): **LIPG \$7** | Small (16.5cm x 9cm): **SIPG \$5**

Mini (11.5cm x 7.5cm): **MIPG \$4**

Extra Sentence Strip:

Large (20cm x 5cm): **LSEN \$5** | Small (15cm x 2.5cm): **SSEN \$4**

Mini Book (11.5cm x 2.5cm): **MSEN \$3**

Tabbed Insert Pages

Our new tabbed insert pages are made of thick, durable polyvinyl. Hook (rough side) Velcro strips are included for self assembly so you can customize your pages. Large and Small tabbed insert pages are available in a set of six. Each set includes an assortment of colours and have a uniquely located colour-coded tab for easy page turning.



◀ Large Tabbed Insert Page (21.5cm x 16.5cm) - Set of 6

LIPG-6 \$40

Small Tabbed Insert Page (16.5cm x 9cm) - Set of 6 ▶

SIPG-6 \$32



Book Strap

The 2cm wide book strap provides a handle for the book so that it can be hung on a hook or on the back of a chair, or can be carried over the shoulder.

Communication Book Strap **STR \$10** ▶



Book Strap colours:



Velcro®


Still a great price on Velcro®! 3/8" white, self-adhesive Velcro® is now available for purchase by the metre. Specify hook (the rough side) or loop (the soft side). Available in quantities as small as 1 metre and as large as you need!

Velcro® (hook OR loop) **VEL \$2.50/metre**

PECS 151™

This set is a collection of the pictures most commonly used by young children who communicate with PECS. We compiled this list over several years by tracking the picture vocabulary development of hundreds of children. Our generic, nonspecific pictures are perfect for combining with attributes for precise requests or comments. The full colour drawings are explicit, yet versatile, and include Sentence Starter icons and beginning attribute icons. To save you valuable time, the pictures come printed on rigid paper and are laminated! We'll also include Velcoins® (loop).

Available in sets of 4cm and 2.5cm pictures.



PECS 151, Set of 4cm x 4cm Pictures

L151 \$49

PECS 151, Set of 2.5cm x 2.5cm Pictures

S151 \$45 NEW

Pics for PECS® 2011 **NEW!**



The Pics for PECS™ 2011 CD has 200 new images for a total of over **2600!** New images this year include more health related activities as well as pictures for your calendar. We continue to expand our global range of pictures including “espresso”, “espresso cup”, and “wasabi”. There is a complete picture dictionary of every symbol on the CD and grids for using the pictures in Microsoft Word® format.

Our Pics for PECS images support both expressive and receptive AAC systems and are appropriate for all ages. The images are all **high-resolution jpg images** for use in communication books, schedules, activity boards, visual reinforcement systems or wherever you use visual strategies. Pics for Pecs™ also available in French!

Pics for PECS® 2011 **CD11 \$60**

Already own a copy of Pics for PECS 2010? Please visit www.pecs-canada.com to download the new images for 2011 for only **\$20!**

PECS Starter Kit - *customize yourself!*

Are you new to PECS? We've assembled this Starter Kit to include everything you need to begin PECS including the PECS Training Manual 2nd Edition (see page 7) with PECS Data Forms CD, a Large Communication Book (see page 10), and the current Pics for PECS® CD (see page 12) or Introduction to PECS DVD (see page 6).



PECS Starter Kit with
Pics for PECS® 2011
PSK11 \$150

PECS Starter Kit with DVD
PSKDVD \$150

Discrimination Training Alternatives DVD Modules 1, 2 & 3



Module 1 DVD **DTA-1 \$45**

Module 2 DVD **DTA-2 \$45**

Module 3 DVD **DTA-3 \$45**

All 3 DVD Modules **DTA-SET \$115**

This set is a must for any professional or personal resource library. Picture discrimination is necessary to increase independence in any environment. This DVD series provides instructors and parents with a valuable tool to achieve this goal! Phase III of PECS teaches picture discrimination within a functional, reinforcing context. These modules target alternative strategies to utilize if your student has not mastered Phase IIIA. The series reviews the teaching protocol for Phase IIIA and the 4-step error correction procedure. Throughout the DVDs, instructors and parents will learn alternative strategies that are easy to implement and easy to prepare. We demonstrate three "orientation" strategies to help students who are not looking at the pictures, provide examples of ways to visually modify the symbols, and discuss successful strategies for visually impaired individuals.

Activity Board

These versatile, durable polyvinyl sheets are perfect for structured attribute or commenting lessons. In both the home and classroom, they can be posted in a variety of locations as choice boards or topic boards for all those incidental opportunities for requesting and commenting that arise during the day. The 22cm x 28cm board with hook Velcro® on one side includes a Sentence Strip. Each is 3-hole punched for storing in the Activity Binder (see below). Comes with one large sentence strip. (Pictures not included.)



Activity Board **ACB \$13**

Activity board colours:



Activity Binder

To keep you organized, this 28 x 29cm binder will house all of your activity boards. When you begin one of the lessons, open the binder to an easel on your table top so that your student has easy access to the pictures and you have easy access to a variety of pages. Available in a variety of colours of 90-gauge poly. **Now includes two activity boards with Velcro® and one large Sentence Strip!** (Pictures not included.)



Activity Binder **BIN \$54**

Extra Activity Board (see above) **ACB \$13**

Binder colours:



Schedule Board Kit

Add pictures, and our popular, easy-to-use Schedule Board Kit has everything you'll need to create a student schedule. The 102cm x 15cm very durable board has a Velcro® strip running down the entire length of the middle, a "Current Activity" section at the top, and a roomy "finished" box at the bottom. We include two plastic cards that correspond to two 22cm x 28cm colour-coded Choice Boards. The kit includes detailed directions on the Pyramid Approach to teaching picture-based direction following and using a schedule. Choice Boards and cards may vary in colour. (Pictures not included.)

Schedule Board Kit **SBK \$54**

colours:



Mini Schedule

We've updated the Mini Schedule! It's 38cm x 10cm when open, has a precise fold and an upgraded "finished" pocket. This portable schedule can be carried from activity to activity or hung vertically or horizontally. Hook Velcro® for the pictures is included and Hook and Loop Velcoins® are included for securely latching the schedule closed. (Pictures not included)

Mini Schedule **MSB \$21**



colours:



Schedule Pictures



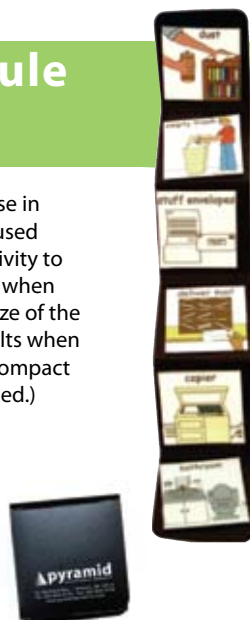
This set includes 72 icons depicting everyday school, home, and community activities. The pictures are 6cm x 6cm and include two “choice” icons. The symbols are perfect for use with our durable, mountable schedule boards. Includes half-inch loop Velcoins®. All of our pictures are printed in full colour on heavy stock paper. We laminate them with 5 ml film for added durability and include loop Velcoins® for each picture.

Schedule Pictures **SBP \$35**

Compact/Traveling Schedule Board

The Compact/Traveling Schedule Board is the perfect size for use in schools, home or the community. The Schedule Board may be used to support students during transitions from class to class or activity to activity in a school or centre, or used in the home environment when moving from room to room, or outside to inside. The discreet size of the schedule also makes it the perfect tool for adolescents and adults when working on the job or travelling in the community. Folds to a compact 8cm x 8cm x 1cm. Includes hook Velcoins®. (Pictures not included.)

Compact/Traveling Schedule Board **JSB \$15**



Complete Visual Reinforcement System Set



Reinforcement card colours:



This set provides students with a visual reminder of reinforcers available for staying on task and focusing on the lesson. Two sizes of reinforcement (token) systems are included. When first introducing the system it is recommended to begin with the larger size. It starts with just one token and increases to five. The smaller size starts with three tokens and increases to five. An informative brochure outlining how to use the Visual Reinforcement System will accompany your order.

Each set of reinforcer cards comes complete with Velcoins® (both hook and loop dots) and a supply of tokens. You may use the tokens we provide or any other type of token you deem appropriate for your students. Also included are 10 break cards, one wait card, and one help card. (Tokens may vary from those pictured, and may present a choking hazard.)

Complete Visual Reinforcement System Set **CVR \$59**

Available in French.

Break, Wait, and Help Cards

All cards are made of a durable synthetic material to withstand heavy use.

Wait Card: Dr. Bondy and Lori Frost have developed this card and a method of visually teaching the concept of waiting. Students are handed the card when they are asked to wait. The card acts as a promissory note for the item requested. Instructions for teaching this concept are printed on the back of the card.



Wait Card: **WAI \$8** ▼



Help Card: A companion to our break and wait cards, help cards are designed to provide a functional way for students to request help in a calm manner. These durable, hand-shaped cards with the word "help" silk screened on them are accompanied by an instructional pamphlet.

▶ Help Card: **HLP \$8**

Break Cards (set of 10): Everyone needs a way to request a break. Break cards are an excellent way to teach all students a calm way to do so. We include loop Velcoins® to attach wherever needed, and an instructional pamphlet.

Break Cards (set of 10) **BRK \$15** ▶



Mini Set: Set includes 5 mini break cards, 2 mini help cards, 2 mini wait cards and instructions for using each. Includes loop Velcoins® to attach wherever needed.

▶ Mini Set: **MHB \$15**

Break, Wait and Help cards available in French.

Song Activity Kit



Circle and music time are perfect opportunities for incorporating PECS requests and comments. We've assembled everything you need to incorporate PECS into five popular songs. We include the irresistible animals for each song. For Itsy Bitsy Spider we include a friendly, adorable hand puppet spider your students will love to interact with. For Five Little Ducks we have five bright yellow plastic ducks you also can use during water play. For Green and Speckled Frogs we hand paint different colours of speckles on each green, plastic, water-usable, squeaking frog so that you can incorporate colour requests. For Teasing Mr. Alligator we have five delightful, poseable monkeys in five different colours for colour requests. For Old MacDonald we have 5 lovable beanie farm animals. With the kit, we include an Activity Board with hook Velcro®, a large Sentence Strip™, all the laminated pictures you'll need for requesting, commenting, and attribute lessons for each song. We also include a variety of Sentence Starters, Velcoins® and a detailed lesson plan with expansion activities. Activity Board may vary in colour.

Song Activity Kit **SAK \$69**

Story Book Activities

Many of you have asked about adapting your favorite books for PECS use. Books with repeated lines and predictable stories are great for PECS activities because the repetition and predictability provide a functional context for multiple opportunities for requesting or commenting. We've developed five Story Book Kits for several books we think are perfect. Each kit includes an Activity Board with hook Velcro[®], a large Sentence Strip[™], and all the laminated pictures for both requesting and commenting activities, including a variety of Sentence Starters. Activity Board may vary in colour. (Books not included.)

All Five Story Book Activities: **SBA5 \$64**




◀ Spilt Milk
Story Book Activity
SBSM \$15



Caterpillar
Story Book Activity ▶
SBAC \$15



◀ Zoo
Story Book Activity
SBAZ \$15



Polar Bear
Story Book Activity ▶
SBAP \$15



◀ Brown Bear
Story Book Activity
SBAB \$15



Timed Activity Schedule

We found these fantastic digital bookmarks for students' activity schedules. Activity schedules are used to indicate the specific activities and order of activities to be finished within a particular lesson. For example, a student goal might be to complete several cleaning tasks in the kitchen, worksheets during class, or exercises during a physical education class within a specified time period. The timer promotes independent completion of the activities within a time period programmed by the teacher. The teacher reinforces the completion of all activities within the specified time and gradually reduces the time allowed until the student reaches the final goal! We add a strip of hook Velcro® so that you can add your own pictures. At the top of these durable plastic strips is a digital clock powered by an included, replaceable watch battery. Choose to set a countdown timer with alarm that alerts students when their time is up or set the cumulative timer to store time over multiple activities. (Pictures not included.)



Timed Activity Schedule **TAS \$15**



Universal NO Symbols

How to say, "NO!" and live to tell about it? One powerful visual strategy is the universal NO symbol. These clear plastic symbols come in two sizes (2.5cm and 4cm) and stick to your laminated symbols to signal that the item currently is not available. The student can see the original icon through this symbol. Remove the symbol once the item is available. Re-use them as often as you need! You get 15 small symbols and 15 large symbols.

Universal NO Symbols **UNO \$20**



Audio Reinforcement Reminder Tones CD

Instructors who use Differential Reinforcement Systems will find these CDs essential. Pop a CD into your CD player, select the track according to the interval you need, and repeat the track for a continuous reminder to catch your students “being good!” CD #1 has 1, 2, 3, and 5-minute intervals. CD #2 has 7 and 10-minute intervals. CD #3 has 15-minute intervals. Each track plays a distinct tone so that you can play more than one CD at a time for students needing different intervals and recognize which interval is sounding. Each tone is activated on a randomized, variable schedule (the three-minute tone sounds on average every three minutes). These tones also are a great tool for instructors who are teaching children to monitor their own behaviour.



Audio Reinforcement Reminder Tones CDs
(set of 3) **ACD \$25**

Photo Surprise Activity Kit

This kit contains everything you'll need for a fun, changeable PECS Phase VI commenting activity. Stack up to 40 pictures in the frame and pull the handle to switch from picture to picture and pull the handle to switch from picture to picture. Change the pictures or switch their order so that the next picture is always a surprise. The kit comes with the magic picture frame, two different pictures of 29 common objects, an Activity Board with hook Velcro™, a large Sentence Strip™, and all the object and Sentence Starter icons you'll need. Also included is a CD of the 58 pictures.

Photo Surprise Activity Kit **PSA \$59**



PECS Basic Training

The 1st workshop you need to attend

Professional \$450 · Parent \$400

The Picture Exchange Communication System (PECS) is a language training package that is used to teach communication skills rapidly to those with limited functional speech. PECS promotes communication within a social context, without lengthy prerequisite training. Training in PECS begins by teaching a spontaneous request, and goes on to teach additional communicative functions such as responding to questions and commenting. An added attraction for preschool children with autism and related disabilities is the high proportion of children who acquire independent speech. Participants will learn how to implement the six phases of PECS, including attributes, through presenter demonstrations, video examples and role-play opportunities. Participants will leave the workshop with an understanding of how to implement PECS with individuals with autism, related developmental disabilities, and/or limited communication skills.

Agenda: 8:30 AM to 4:30 PM

Registration time 8:00 AM to 8:30 AM


7.0 BACB CEUs, Eligible for CASLPA CEUs.

What You Will Learn:

- The key Pyramid components to designing effective educational environments
- Strategies to create an abundance of opportunities for communication
- How to discuss in detail PECS and its relationship to traditional training programs
- How to implement all six Phases of PECS with target individuals using a behaviour analytic orientation
- The criteria for transitioning from PECS to other communication modalities

Tuition includes:

- *The Second Edition PECS Training Manual* and Data Forms CD (a \$75 value)
- Detailed Handouts with space for note-taking
- Certificate of Attendance
- Continental Breakfast both days



Dates & Locations

Halifax, Nova Scotia

March 1 & 2, 2011

London, Ontario

March 28 & 29, 2011

St. John's, Newfoundland

April 18 & 19, 2011

Ottawa, Ontario

May 2 & 3, 2011

Montréal, Quebec

(English Training)

May 30 & 31, 2011

Markham, Ontario

August 29 & 30, 2011

Regina, Saskatchewan

September 26 & 27, 2011

Vancouver, British Columbia

October 4 & 5, 2011

**Presented by Dr. Andy Bondy
and Lori Frost!*

Edmonton, Alberta

October 17 & 18, 2011

Montréal, Quebec (French Training)

November 7 & 8, 2011

Gatineau, Quebec (French Training)

November 9 & 10, 2011

Hamilton, Ontario

December 5 & 6, 2011



PECS Advanced Training

Your next step in PECS Training... Fine-tune your implementation skills and expand your repertoire of advanced PECS activities!

Professional \$350 · Parent \$300

Part I of this workshop, *PECS Review, Practice and Problem Solving*, focuses on a thorough review of how to implement PECS. Topics include a review of the most common implementation problems, discrimination difficulties and cutting edge problem solving strategies. During Part II, *Incorporating PECS Across the Day*, participants will learn strategies for incorporating PECS across an entire day within functional contexts with expectations for the student to use language beyond single picture requests. Advanced PECS lessons that teach a variety of linguistic concepts and syntactical structures are also explored in depth.

All participants must have previously attended a PECS Basic Training (2-Day) Workshop.

Agenda: 8:30 AM to 4:30 PM

Registration time: 8:00 AM to 8:30 AM

What You Will Learn:

- How to describe and implement PECS
- How to analyze common PECS difficulties and generate solutions
- How to design advanced PECS lessons
- How to analyze a classroom day and program communicative opportunities into all activities
- Strategies for teaching linguistic concepts with PECS within functional routines across the day

Dates & Locations

Halifax, Nova Scotia

March 3 & 4, 2011

London, Ontario

March 30 & 31, 2011

Managing Challenging Behaviours

Regina, Saskatchewan: September 29, 2011

Fee: \$200

This workshop introduces participants to broad-spectrum applied behaviour analysis in the form of the Pyramid Approach to Education. The importance of addressing students' skill deficits simultaneously (or prior to) addressing unwanted behaviour is emphasized, along with key elements of effective educational settings. The link between functional activities, communication training and the reduction of unwanted behaviour is explored. Participants learn to select and teach alternative responses to replace unwanted behaviour. Antecedent strategies, including differential reinforcement procedures, and consequence based strategies are shared. Finally, issues related to the evaluation and monitoring of behaviour plans are discussed.

Agenda: 8:30 AM to 4:30 PM

Registration time: 8:00 AM to 8:30 AM

What You Will Learn:

- How to operationally define behaviour
- How to identify and conduct a functional assessment
- How to select and teach functionally equivalent behaviour to unwanted behaviour
- How to identify consequence based strategies for reducing unwanted behaviour
- How to measure, assess, and maintain the efficacy of behaviour intervention

Date & Location

Regina, Saskatchewan
September 29, 2011

Teaching Critical Communication Skills

Formerly called "Teaching Communication Skills for Independence"

Professional or Parent \$200

This practical workshop describes nine critical communication skills required by all communicators, independent of their communicative modality. When people cannot initiate or otherwise calmly use these skills, many serious behavior problems are likely to arise. These skills are broadly divided between those needed by 'speakers' (expressive skills) versus those needed by 'listeners' (receptive skills). Communication that is spontaneous, responsive and imitative will be distinguished. Participants will learn effective training strategies for children who speak or sign as well as those using picture-based communication systems.

Agenda: 8:30 AM to 4:30 PM

Registration time 8:00 AM to 8:30 AM

What You Will Learn:

- How to define functional communication
- How to identify the nine critical communication skills
- How to design effective teaching strategies to promote these skills independent of modality
- How to incorporate effective visual strategies for all communicators
- How to incorporate these skills into functional activities and routines

Dates & Locations

St. John's, Newfoundland
April 20, 2011

Regina, Saskatchewan
September 28, 2011

Analyzing and Fine Tuning Communication: How Skinner's analysis can help

October 3, 2011

Fee: \$100

This training will introduce attendees to B.F. Skinner's analysis of language (Verbal Behavior) and its acquisition, independent of modality. This presentation will highlight key functional language units as well as describe complex cases seen in many language lessons. Issues related to emotions and other hard-to-learn language concepts for children with autism will also be addressed.

Participants will learn about B.F. Skinner's book Verbal Behavior (VB) and how it can help improve their communication training programs for individuals with various learning and developmental disabilities. Participants will learn how to identify and teach VB in classrooms, home programs and the community. Skinner was explicit that this type of analysis is helpful regardless of the modality of communication selected-speech, sign, pictures (including the Picture Exchange Communication System- PECS), reading/writing, or other augmentative systems. The workshop describes his core language functions, each defined in terms of its functional relevance. In addition, this workshop uniquely addresses how to identify multiply controlled verbal operants, demonstrating how seemingly subtle changes in teaching strategies may result in significant improvements regarding what students learn. Participants will learn how an understanding of how to identify these combinations of verbal units can lead to improvements in teaching strategies no matter which modality is selected.

The protocol for PECS (Frost and Bondy, 2002) is used as an example of a training sequence that can be analyzed using VB. Examples will be reviewed regarding how this analysis can help in the development of IEP objectives. We also will review some of the issues regarding the selection of alternative/augmentative systems. The workshop reviews issues related to the difficulty of teaching communicating about emotions and feelings, and describes some of the central issues related to autism.

Agenda: 8:30 AM to 4:30 PM

Registration time: 8:00 AM to 8:30 AM

What You Will Learn:

- How to define Skinner's basic verbal operants
- How to define multiply controlled verbal operants
- How to use Verbal Behavior to analyze language training protocols, including PECS
- How to design effective lessons associated with the language of emotions
- How an understanding of autoclitics can help our understanding about autism

Date & Location

Vancouver, British Columbia
October 3, 2011



Presented by Dr. Andy Bondy



Prices effective January 2011 - December 2011

© 2010. Pyramid Educational Consultants of Canada, Inc.

 **pyramid**
EDUCATIONAL CONSULTANTS™

P.O. Box 74515, 270 The Kingsway, Etobicoke, ON M9A 3T0